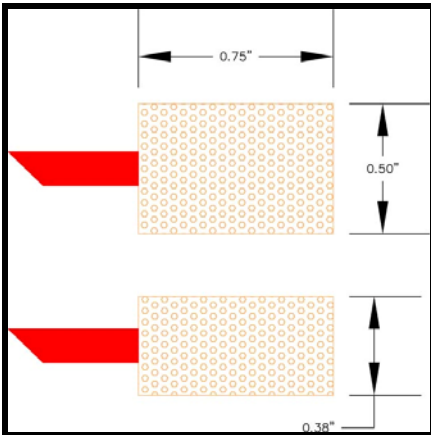


MagnaLink™ Headset & MagnaPlug™ Instructions

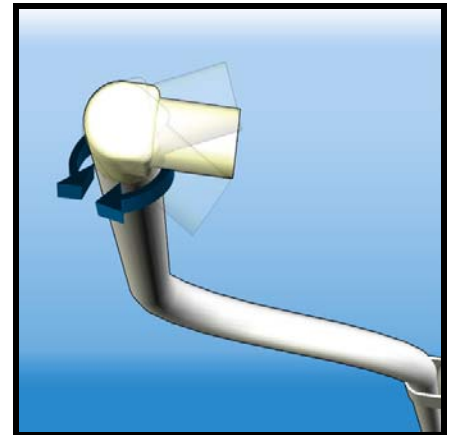
- The MagnaLink™ System provides the patient with 30dB of attenuation (NRR) tested per ANSI standard and complies with GE Healthcare's MR Safety Guide Operator Manual, Revision 7 requirements.
- Because your MRI can produce sound pressure levels that may cause hearing damage, GE Healthcare requires that the Technologist ensure a proper fit of all hearing protection devices.
- Please refer to the detailed instructions below. This procedure will take less than 1 minute to accomplish, assuming the headsets and consumables are readily available and in close proximity to the gantry.



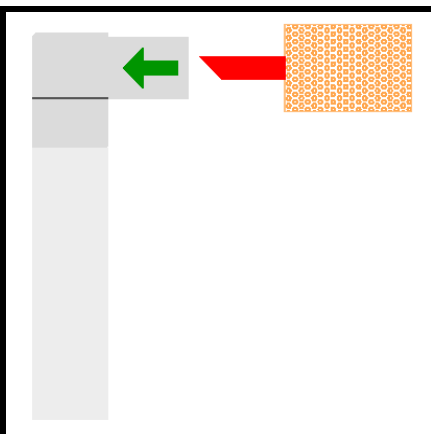
1. There are two sizes of MagnaPlugs available:
 - MagnaPlug .75" X .50" for average size ear canals
 - MagnaPlug Mini .75" X .38" for smaller than average size ear canals



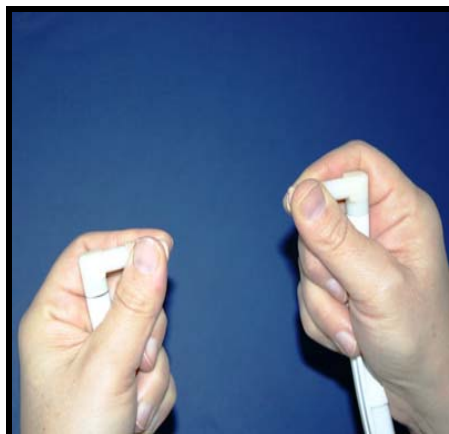
2. The MagnaLink™ "Yoke" will provide a small amount of tension to maintain the MagnaLink to MagnaPlug to patient ear canal connection.



3. The MagnaLink couplers rotate to facilitate alignment of MagnaPlugs with the patient's ear canals.



4. Please identify what size MagnaPlug is required for the patient and then insert them into the MagnaLink couplers.




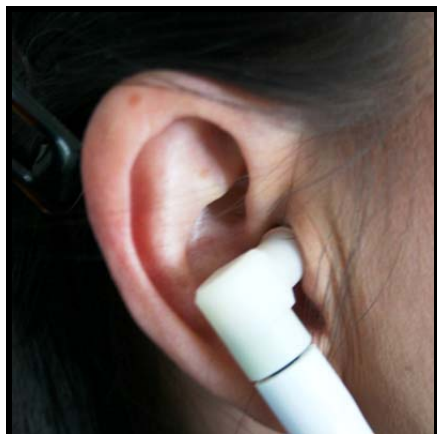
5. Hold the MagnaLink headset in your hands. Using your thumbs and first fingers gently *start rolling*, gradually *increasing pressure*.



6. Roll until you reach the smallest diameter possible. Avoid pinching.

(OVER)

MagnaLink™ Headset & MagnaPlug™ Instructions



7. Insert one side of the headset at a time into the patient's ears. (Best done when the patient is in the supine position)
8. Hold in place or instruct the patient to hold for about 15 to 20 seconds so that the MagnaPlugs can fully re-expand.
9. After the scan is completed, discard the MagnaPlugs. Do not attempt to reuse them, they are a disposable item. Ear infections are spread very easily.

10. There is a very good and informative YouTube Video titled "Fitting Foam Earplugs". Please review for help with the proper technique for the insertion of foam earplugs into the ear canal.
<http://www.youtube.com/watch?v=MvG5oVW6FCo>

 **Caution:**

1. **Only use the Magnacoustics MagnaLink™ System with your Magnacoustics Music System.** This will ensure your patients hearing protection with all coils in addition to allowing your system to meet and/or exceed GE Healthcare's attenuation requirements.
2. Use of any other headset with your Magnacoustics MRI Music System will NOT work and may cause serious patient safety issues.
3. **The Magnacoustics MagnaLink™ System was designed for Magnacoustics MRI Music Systems Only.** Use on other non-Magnacoustics Systems may cause serious patient safety issues.